










## PVC Profiles

- Excellent material for fabrication of parts needed in applications ranging from tank fabrication to conduit and conveyor chutes.
- Angle and Square Bar are available on order in colors, CPVC and Type II

\* All dimensions for profiles are outside dimensions

											
PVC Square Tube			PVC Type I Angle			PVC Type I Square Bar		PVC Type I Gray U Channel			
Size	lb/ft	Wall	Leg Height	lb/ft	Wall	Size	lb/ft	Width	Height	lb/ft Thickness	Wall
3/8"	0.064	.078"	1" x 1"	0.046	.040"	3/8"	0.098	.510" x .590"	0.027	.060"	
5/8"	0.146	.060"	1/2" x 1/2"	0.052	.080"	1/2"	0.157	.866" x .787"	0.052	.080"	
3/4"	0.15	.060"	3/4" x 3/4"	0.074	.080"	3/4"	0.360	.944" x 1.570"	0.074	.080"	
7/8"	0.151	.137"	1" x 1"	0.093	.080"	1"	0.629	1" x 1"	0.093	.080"	
1"	0.181	.078"	1-1/2" x 3/4"	0.112	.080"	1-1/4"	1.033	1-1/2" x 3/4"	0.112	.080"	
1-3/16"	0.148	.060"	2" x 2"	0.190	.080"	1-1/2"	1.464	2" x 2"	0.190	.080"	
1-3/8"	0.315	.098"	1" x 1"	0.144	1/8"	2"	2.452	1" x 1"	0.144	1/8"	
1-9/16"	0.288	.078"	1-1/4" x 1-1/4"	0.200	1/8"	2.36"	3.551	1-1/4" x 1-1/4"	0.200	1/8"	
2"	0.396	.078"	1-1/2" x 1-1/2"	0.244	1/8"	3.15"	6.340	1-1/2" x 1-1/2"	0.244	1/8"	
2-3/8"	0.443	.078"	2" x 2"	0.288	1/8"	4"	10.000	2" x 2"	0.288	1/8"	
3"	0.738	.098"	3" x 3/4"	0.268	1/8"	6"	22.500	3" x 3/4"	0.268	1/8"	
3.54"	1.140	.078"	1-1/4" x 1-1/4"	0.214	3/16"			1-1/4" x 1-1/4"	0.214	3/16"	
4.72"	1.200	.098"	1-1/2" x 1-1/2"	0.316	3/16"			1-1/2" x 1-1/2"	0.316	3/16"	
			2" x 2"	0.469	3/16"			2" x 2"	0.469	3/16"	
			1-1/2" x 3/4"	0.150	.157"			1-1/2" x 3/4"	0.150	.157"	
			1-1/4" x 1-1/4"	0.340	1/4"			1-1/4" x 1-1/4"	0.340	1/4"	
			1-1/2" x 1-1/2"	0.419	1/4"			1-1/2" x 1-1/2"	0.419	1/4"	
			1-3/4" x 1-3/4"	0.525	1/4"			1-3/4" x 1-3/4"	0.525	1/4"	
			2" x 2"	0.576	1/4"			2" x 2"	0.576	1/4"	
			2-3/8" x 2-3/8"	0.805	.275"			2-3/8" x 2-3/8"	0.805	.275"	
			3-1/2" x 3-1/2"	1.170	.275"			3-1/2" x 3-1/2"	1.170	.275"	

								
PVC Rectangle Tube			Polypropylene U Channel				Poly-Pro Angle	
Size	lb/ft	Wall	Width	Height	lb/ft	Wall Thickness	Dimensions	lb/ft
1-9/16" x 1-3/16"	0.322	.078"	2.50"x	.2.250"	0.700	3/16"	2" x 2" x 1/4" x10'	.275
2" x 1"	0.275	.078"	2.50" x	.3.250"	0.540	3/16"		
2-3/4" x 1-3/8"	0.436	.098"						
3.346" x 1-3/8"	0.503	.098"						
3-3/8" x 2.283"	0.671	.098"						
4" x 2"	0.789	.098"						
5.7" x 1-3/8"	0.835	.098"						